

UH/AH

UH / AH-800 / AH-1600

RESIDENTIAL, SERVICE,
AND HOSPITAL LIFTS

CABINS



YOUR PARTNER FOR PRODUCT RANGE

RESIDENTIAL, SERVICE AND HOSPITAL LIFTS

In line with its desire to constantly adapt to the needs and requirements of its clients, Hidral has updated its range of home lifts and expanded it to include new products.

These lifts are designed for different uses, needs and environments.

● **Home Passenger Lifts and Lifts for Existing Buildings UH.**

Lifts with relatively low traffic for low-rise apartment buildings, private houses, detached properties, etc. They can also be installed in buildings to rehabilitate, including those without a closed shaft, in which case a self-supporting structure is used.

This lift has a load range of 225-400 kg and speeds of 0.3 (single phase) or 0.5 m/s.

● **Passenger Lifts AH-800.**

This is a conventional lift for apartment buildings: for new constructions or as a replacement for old lifts. It has a load range of 450 - 800 kg and a speed of 0.6 m/s.

● **Goods and Stretcher Passenger Lifts AH-1600.**

A lift designed for the transportation of passengers only or passengers and goods.

Suitable for various applications in different sectors such as industry, commerce and services.

It has different cabin finish options available to enable it to be adapted for use as a passenger, goods or stretcher lift. This lift has a load range of 1,000 -1,600 kg and a speed of 0.4 or 0.6 m/s.



All Hidral products and services are guaranteed by an AENOR (Spanish Association for Standardisation and Certification) certificate. This certificate certifies that Hidral's Quality System is managed, designed and implemented in accordance with International Standard ISO 9001:2000. It is also an extra guarantee for its customers, who know they can trust its commitment and expertise.

UH / AH-800 LIFTS



Standard UH and AH-800 lift cabins are made from skin plate, sheet steel coated with high wear-resistant PVC.

Other wall finish options are available, such as brushed stainless steel or multi layer laminate car walls.* One side of the cabin can also be glazed.

UH / AH-800



There are numerous options for the ceiling and lighting. Standard lifts have halogen or LED ceiling lights in a white painted or brushed stainless steel ceiling. Other options are: false ceiling in perforated baked enamel, false ceiling tinted glass in baked enamel frame in stainless steel brushed, LED panels on false ceiling in baked enamel frame in stainless steel brushed*

The standard floor is vinyl with optional stone floor also available.

The COP is full height in brushed stainless steel with high-quality stainless steel push buttons and a luminous red border.

The lift also features brushed stainless steel skirting and an optional column shape mirror or half mirror and a straight or curved handrail *, also in brushed stainless steel.



*Option only available for the AH-800 model

AH-1600 LIFTS



STRETCHER PASSENGER LIFT

The cabin can be brushed stainless steel, textured or multi layer laminate car walls.

The standard ceiling features "down light" lighting. Other options that are included: LED "down light" lighting, false ceiling tinted glass, LED panels on false ceiling or LED spotlights on false ceiling, all of them with baked enamel frame or in stainless steel brushed.

Floor options include black studded rubber floor, aluminium diamond sheet floor or stainless steel diamond sheet floor

Other options include straight or curved handrails and plastic crash rails.

The COP is full height in brushed stainless steel with high-quality round stainless steel push buttons and a luminous electric blue border.



GOODS LIFT

The cabin can be painted sheet metal, brushed stainless steel or textured.

The standard lighting is "downlight", with optional LED "downlight" lighting.

The floor options for this type of lift are chequer-plate (standard), black studded rubber floor, aluminium diamond sheet floor or stainless steel diamond sheet floor.

Other options included are car protections in wood.

The COP is in brushed stainless steel and features square buttons and a luminous red border.

WALLS

AH-1600. Painted sheet metal (standard).



RAL 7035



RAL 7012



RAL 1015



RAL 6021




RAL 5007

UH / AH-800. Skin plate (standard).



White Cream



Capri Blue



Atlantic Blue




Old Oak



Nogal




Black Nether




Ivory Young




Beech




Pearl Gray



Grey Fog



Graphite Grey



Bordeaux

AH-800 / AH-1600. Multi layer laminate.



Pearl



Pumice



Kashmir



Clementine



Carnaval



Sparta



Maui



Vibrant Green



Tropical Blue



Cassis

UH / AH-800 / AH-1600. Glazed side.



UH / AH-800 / AH-1600
Stainless steel brushed-plate cabin.




AH-1600
Stainless steel diamond-plate cabin.



AH-1600
Stainless steel linen-plate cabin.



AH-1600
Stainless steel leathergrain cabin.




FLOORS

UH / AH-800. Standard vinyl.



Arce Dorado



Azul Delta



Nogal Brasileño



Niebla Plata



Madera Satinada



Nocturno

UH / AH-800. Stone.



Gris Expo




Cemento Spa



Blanco Capri



Negro Tebas



Marfil Playa

** AH-1600: Includes floor option prepared for stone.


AH-1600
Chequered plate floor (standard).



AH-1600
Black studded rubber floor.



AH-1600
Aluminium diamond sheet floor.



AH-1600
Stainless steel diamond sheet floor.



*These wall and floor examples are illustrative

CEILING

UH / AH-800
Standard.



Halogen or LED lights on white painted ceiling or brushed stainless steel.

AH-1600
Standard.



Downlight.

AH-1600




Downlight LED.

UH / AH-800 / AH-1600



False ceiling tinted glass, with baked enamel frame or in stainless steel brushed.

AH-800 / AH-1600



LED panels on false ceiling, with baked enamel frame or in stainless steel brushed.

AH-800 / AH-1600



LED spotlights on false ceiling, with baked enamel frame or in stainless steel brushed.

UH / AH-800



False ceiling perforated baked enamel frame.

HANDRAILS

UH / AH-800 / AH-1600



Straight handrail.

AH-800 / AH-1600



Curved handrail.

DOORS

Semi-automatic hinged landing door

UH



Standard
*(semi with peephole).


UH



Glased.

Automatic folding doors on lift-car

UH



Standard.

UH



Glased.

Automatic telescopic doors

UH / AH-800 / AH-1600



Two panel.

UH / AH-800



Three panel.

AH-1600



Four panel.