

A photograph of a DH Passengers Lifting Platform, a vertical stainless steel structure with a control panel and a horizontal handrail, set against a blue and white background with a diagonal split. The platform is shown in a corner of a room with orange and yellow walls and a green floor.

# DH

PASSENGERS LIFTING PLATFORM

# Hidral

YOUR PARTNER FOR PRODUCT RANGE

CT540en-02

# DH PASSENGERS LIFTING PLATFORM

The DH lifting platform has been designed for use in a broad range of applications in private homes, shops and public buildings with controlled use.

Its reduced speed, compared to conventional lifts, is based on compliance with the European Machinery Directive and the European Standard for Vertical Lifting Platform (VLP) for Person with Impaired Mobility with or without a wheelchair, with lift-cars adapted in size and operation for this purpose.

The DH lifting platform has a wide range of lift-car finishes, with automatic or semi-automatic doors, details of which are shown in this catalogue.

The door-less cabin version is equipped with a Class II photoelectric safety barrier and is operated by hold-to-run button in accordance with current legislation.

This model is ideal for spaces where installation of a conventional lift is difficult due to the minimum shaft requirements.

For travel of up to 6 or 7 m (depending on the available pit and headroom), the guide rail structure is designed to be fastened to the floor of the pit, the slabs between floors and to the ceiling without requiring intermediate anchorage. It also can be supplied with a full self-supporting structure with an excellent aesthetic finish.

Speed	0,15 m/s
Maximum travel	12 m
Minimum pit	12 cm to 20 cm (depending on travel)
Headroom (*)	between 2,45 m and 2,61 m (depending on the pit and travel)
Load	225 kg (suitable for 3 people) 300 kg (suitable for wheelchair) 400 kg (suitable for accompanied wheelchair and maximum dimensions of 1.10 m x 1.40 m.)
Door clearance	70 cm, 80 cm and 90 cm (for wheelchairs min. 80 cm)
Entrances	Front, front and side (90°) and front and back (180°)

No machine room required as the electric panel and hydraulic unit are housed in a compact cabinet measuring only 80 cm x 35 cm x 156 cm.

(\*) distance between floor level and shaft ceiling at last stop.

Note: For further details, please see the Technical Specifications.



All Hidral products and services are guaranteed by the certification from the Spanish Association for Standardisation and Certification (AENOR). This Certification guarantees that the Hidral Quality System is managed, designed and implemented in accordance with the International Standard ISO 9001:2000. Furthermore it offers an extra guarantee for their customers, who are able to fully trust in their commitment and expertise.

# MODEL STANDAR

Simple and practical




## WALL

Pearly grey.



Cream white.




Young ivory.




## FLOOR


Brazilian walnut.



Nocturne.



Delta blue.



## FEATURES

Floor to ceiling COP in brushed stainless steel, containing a low consumption lighting on the upper end.

The COP is provided with top-range push buttons with inbuilt electric-blue indicating light and an emergency Stop push button.

Stainless steel skirting.

Ceiling painted in matt white baked epoxi-poliester.

Car walls made of organic laminated steel that provides a high resistance to intensive use and cleaning chemicals.

Floor in Vinyl.

Easy-to-dial telephone on the lift car to be connected to the house line

Optional half mirror on the wall opposite to the entrance – Only on some embarking dispositions.



# ► MODEL ADVANCE

Functional comfort



## WALL

Grey mist.

Bordeaux.

Capri blue.

## FLOOR

Silver mist.

Satin wood.

Golden maple.

## FEATURES

Floor to ceiling COP with tubular handrail, both in brushed stainless steel and containing two low consumption lighting on the upper and lower end.

The COP is provided with top-range push buttons with inbuilt electric-blue indicating light and an emergency Stop push button.

Stainless steel skirting.

Ceiling painted in matt white baked epoxi-poliester.

Car walls made of organic laminated steel that provides a high resistance to intensive use and cleaning chemicals.

Floor in Vinyl.

Easy-to-dial telephone on the lift car to be connected to the house line.


Optional half mirror on the wall opposite to the entrance – Only on some embarking dispositions.

# MODEL ADVANCE NATURE


Natural surrounding

## WALL


Walnut.



Old oak.




Beach wood.




## FLOOR

Capri white.



Ivory coast.



## FEATURES

Floor to ceiling COP with tubular handrail, both in brushed stainless steel and containing two low consumption lighting on the upper and lower end.

The COP is provided with top-range push buttons with inbuilt electric-blue indicating light and an emergency Stop push button.

Stainless steel skirting.

Ceiling painted in matt white baked epoxi-poliester.

Car walls made of organic laminated steel that provides a high resistance to intensive use and cleaning chemicals.

Quartz based artificial stone (Nature, Elegance y Exclusive).

Easy-to-dial telephone on the lift car to be connected to the house line.

Optional half mirror on the wall opposite to the entrance – Only on some embarking dispositions.


# ► MODEL ELEGANCE

An exclusive flavour




## WALL


Abissal black.



Atlantic blue.




Graphite grey.




## FLOOR

Spa concrete.



Expo grey.



## FEATURES

Floor to ceiling COP panel with tubular handrail, both in brushed stainless steel and containing two LED lighting on the upper and lower end.

The COP is provided with top-range push buttons with inbuilt electric-blue indicating light and an emergency Stop push button.

Stainless steel skirting.

Ceiling painted in matt white baked epoxi-poliester.

Car walls made of organic laminated steel that provides a high resistance to intensive use and cleaning chemicals.

Quartz based artificial stone.

Two-way voice communication with "rescue" service.

Optional floor to ceiling, column shape mirror on the wall opposite to the entrance - Only on some embarking dispositions



# MODEL

## EXCLUSIVE

A modern touch

### FLOOR

Tebas black.



Expo grey.



### FEATURES

Floor to ceiling COP panel with tubular handrail, both in brushed stainless steel and containing two LED lighting on the upper and lower end.

The COP is provided with top-range push buttons with inbuilt electric-blue indicating light and an emergency Stop push button.

Stainless steel skirting.

Ceiling in brushed stainless steel.

Brushed and mirror Stainless Steel walls.

Quartz based artificial stone.

Two-way voice communication with "rescue" service.

Optional floor to ceiling, column shape mirror on the wall opposite to the entrance - Only on some embarking dispositions.

# DOORS

---

## Swing hinged semi-automatic landing doors and lift-car fitted with class II light curtain

---



STANDARD




BIG-VISION GLASS HINGED DOOR



AUTOMATIC OPERATOR

## Automatic folding doors on lift-car

---



STANDARD



GLAZED

## Automatic telescopic doors

---

The lift-car door are in stainless steel and landing doors are finished in baked enamel



THREE PANEL



TWO PANEL

## Mirror

---



HALF MIRROR



COLUMN SHAPE